



July 5, 2022

Media Contact: Greg Bussler

Wisconsin had 6.1 **days suitable for fieldwork** for the week ending July 3, 2022, according to the USDA’s National Agricultural Statistics Service. Another dry week allowed some farmers to wrap up their first cutting of hay, while others were well into their second cutting. Reporters across the state noted crops were starting to show signs of stress due to the drier conditions so they are hoping for rain in the coming week.

Topsoil moisture condition rated 5 percent very short, 21 percent short, 72 percent adequate and 2 percent surplus. **Subsoil moisture** condition rated 4 percent very short, 18 percent short, 75 percent adequate and 3 percent surplus.

Corn condition was 76 percent good to excellent statewide, down 2 percentage points from last week.

Soybeans emerged was 98 percent, 11 days behind last year but 4 days ahead of the 5-year average. Soybeans blooming was 13 percent, 5 days behind last year and 2 days behind the average. Soybean condition was 76 percent good to excellent, down 1 percentage point from last week.

Oats emerged was at 97 percent, over 2 weeks behind last year and 10 days behind the average. Oats headed was at 63 percent, 12 days behind last year and 3 days behind the average. Oats coloring was at 17 percent. Oat condition was 83 percent good to excellent, even with last week.

Potato condition was 91 percent good to excellent, even with last week.

Winter wheat was 97 percent headed, 8 days behind last year but 8 days ahead of the average. Winter wheat coloring was at 55 percent, 10 days behind last year and 1 day behind the average. Winter wheat condition was rated 84 percent good to excellent statewide, up 3 percentage points from last week.

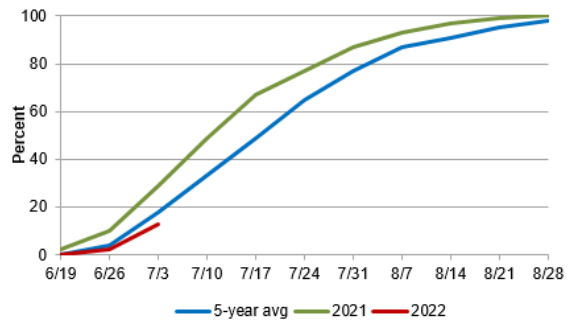
The first cutting of **alfalfa** was reported at 98 percent complete, 9 days behind last year but 3 days ahead of the average. The second cutting was 43 percent complete, 1 day behind last year but 4 days ahead of the average. **All hay** condition was reported 79 percent good to excellent condition, down 3 percentage points from last week.

Pasture condition was rated 74 percent good to excellent, down 3 percentage points from last week.

Crop Condition as of July 3, 2022

Item	Very Poor (percent)	Poor (percent)	Fair (percent)	Good (percent)	Excellent (percent)
Corn	1	4	19	55	21
Hay, all	1	3	17	62	17
Oats	0	1	16	65	18
Pasture and range .	1	4	21	58	16
Potatoes	0	2	7	80	11
Soybeans	1	3	20	57	19
Wheat, winter	0	1	15	58	26

Soybeans Blooming - Wisconsin



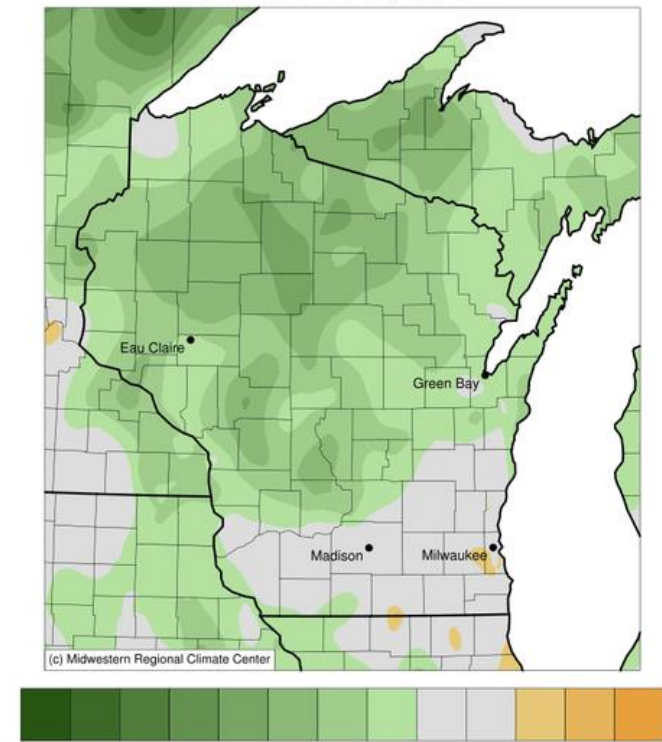
Crop Progress as of July 3, 2022

Item	Districts									State			
	NW	NC	NE	WC	C	EC	SW	SC	SE	This week	Last week	Last year	5-year avg
	(percent)	(percent)	(percent)	(percent)	(percent)	(percent)	(percent)	(percent)	(percent)	(percent)	(percent)	(percent)	(percent)
Hay, alfalfa, 1st cutting	97	94	95	95	99	100	99	99	100	98	93	100	97
Hay, alfalfa, 2nd cutting	22	12	39	42	56	53	46	53	64	43	13	48	33
Oats emerged	99	84	100	99	99	99	99	99	99	97	93	100	99
Oats headed	76	27	53	65	60	38	90	92	83	63	37	88	71
Oats coloring	20	9	3	19	7	4	37	33	15	17	5	31	18
Soybeans emerged	99	83	99	98	97	97	99	100	98	98	93	100	96
Soybeans blooming	5	4	2	9	5	4	25	24	11	13	2	29	18
Wheat, winter, headed	90	91	99	94	95	99	96	99	88	97	89	100	94
Wheat, winter, coloring	39	15	25	42	34	57	77	66	67	55	28	84	58

Days Suitable for Fieldwork and Soil Moisture Condition as of July 3, 2022

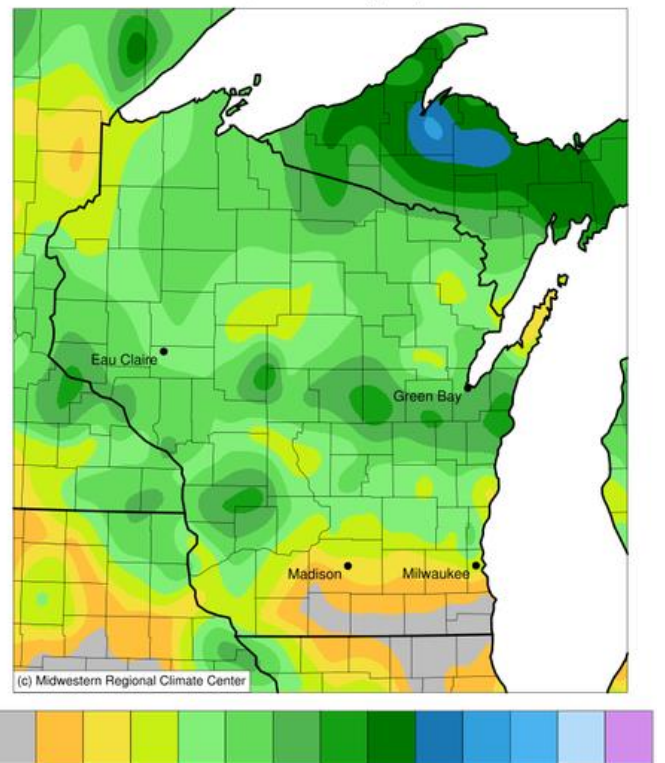
Item	Districts									State		
	NW	NC	NE	WC	C	EC	SW	SC	SE	This week	Last week	Last year
Days suitable	(days) 5.8	(days) 6.2	(days) 6.1	(days) 5.8	(days) 6.1	(days) 5.6	(days) 6.6	(days) 6.3	(days) 6.6	(days) 6.1	(days) 6.0	(days) 5.6
	(percent)	(percent)	(percent)	(percent)	(percent)	(percent)	(percent)	(percent)	(percent)	(percent)	(percent)	(percent)
Topsoil moisture												
Very short	7	1	3	3	0	3	8	5	14	5	3	7
Short	19	5	23	24	6	24	19	26	38	21	17	23
Adequate	74	94	73	72	91	69	70	68	48	72	77	66
Surplus	0	0	1	1	3	4	3	1	0	2	3	4
Subsoil moisture												
Very short	6	1	0	2	0	1	11	3	19	4	3	7
Short	21	1	27	15	6	18	18	27	28	18	15	27
Adequate	72	98	70	80	86	76	68	66	53	75	78	63
Surplus	1	0	3	3	8	5	3	4	0	3	4	3

Average Temperature (°F): Departure from 1991-2020 Normals
June 27, 2022 to July 03, 2022



Stations from the following networks used: WBAN, COOP, FAA, GHCN, ThreadEx, CoCoRaHS, WMO, ICAO, NWSLI, Midwest Regional Climate Center
cli-MATE: MRCC Application Tools Environment
Generated at: 7/5/2022 10:43:50 AM CDT

Accumulated Precipitation (in)
June 27, 2022 to July 03, 2022



Stations from the following networks used: WBAN, COOP, FAA, GHCN, ThreadEx, CoCoRaHS, WMO, ICAO, NWSLI, Midwest Regional Climate Center
cli-MATE: MRCC Application Tools Environment
Generated at: 7/5/2022 10:42:56 AM CDT

Weather Information: Week Ending July 3, 2022

District and State	Temperature		Precipitation		Growing Degree Days ¹	
	Average	Departure from Normal ²	Total	Departure from Normal ²	Since April 1	Departure from Normal ²
Northwest	64.1	-2.0	0.28	-0.92	699	18
North Central	63.2	-1.9	0.38	-0.62	665	21
Northeast	65.3	-0.4	0.33	-0.46	717	66
West Central	68.1	-1.5	0.41	-0.77	891	1
Central	68.1	-0.9	0.39	-0.56	875	35
East Central	67.8	-0.7	0.56	-0.13	815	53
Southwest	70.2	-0.2	0.29	-0.76	974	39
South Central	71.0	0.6	0.11	-0.88	988	58
Southeast	71.0	1.1	0.08	-0.75	946	69
Wisconsin	66.8	-1.0	0.33	-0.67	810	34

¹ Base 50° F.

² Normal based on 1991-2020 data.