

# **WISCONSIN**

## **EMPLOYER SURVEY**

WINTER 2022

**SUPPLY CHAIN  
& INFLATION**

# WISCONSIN EMPLOYER SURVEY

WINTER 2022

## EXECUTIVE SUMMARY:

### Half of Wisconsin Businesses Hit with Double Digit Inflation

A new survey of Wisconsin businesses found that nearly half of them have seen costs increase by over 10 percent thanks to historically high inflation. According to the *Wisconsin Employer Survey*, 82 percent of employers have been negatively impacted by inflation and one in five companies have seen costs go up by more than 20 percent.

Wisconsin Manufacturers & Commerce (WMC) – the combined state chamber and manufacturers' association – conducted the survey over the last three weeks of January on a variety of topics.

"Inflation is taking a toll on Wisconsin businesses and ultimately consumers," said WMC President & CEO Kurt R. Bauer. "When companies are facing 10, 20 and 30 percent cost increases, it means consumers will be next in line for double-digit hikes. Unfortunately, we see no signs of inflation easing in the coming months."

Information from the *Wisconsin Employer Survey* matches what is happening nationally. The producer price index – which measures the final cost of goods and services paid by employers – was up 9.7 percent over the last year, which is nearing a record high.

"While hardworking Wisconsinites are facing higher prices on everyday items, lawmakers in Washington are just making the problem worse," added Bauer. "The federal government has flooded the economy with trillions of dollars we don't have, and President Biden is just accelerating inflation with policies that make it more expensive to fill up our cars and heat our homes."

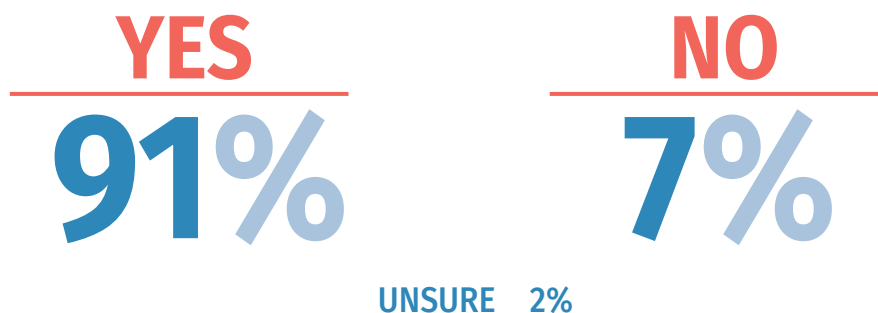
Other data from the *Wisconsin Employer Survey* shows supply chain challenges have yet to ease. Ninety-one percent of businesses have experienced delays or other challenges associated with their supply chain in the last year.

Of those companies, 93 percent saw costs go up, nearly half had to turn down orders because of supply chain issues and some had to cancel product lines indefinitely.

## About the Wisconsin Employer Survey

The *Wisconsin Employer Survey* is conducted twice a year by WMC. The assessment provides a snapshot of where Wisconsin's employers stand on a number of important issues and outlines their economic outlook for both Wisconsin and the United States. For the Winter 2022 edition, WMC surveyed 265 employers that make up a representative sample of its membership. Businesses of all sizes, industries and geographic locations in Wisconsin participated. The survey will be released in three separate reports on topics including: the economy; supply chain and inflation; and state and federal public policies.

**Has your company experienced delays  
or other challenges associated with  
your supply chain in the last year?**



*\* Totals may not add up to 100% due to rounding.*

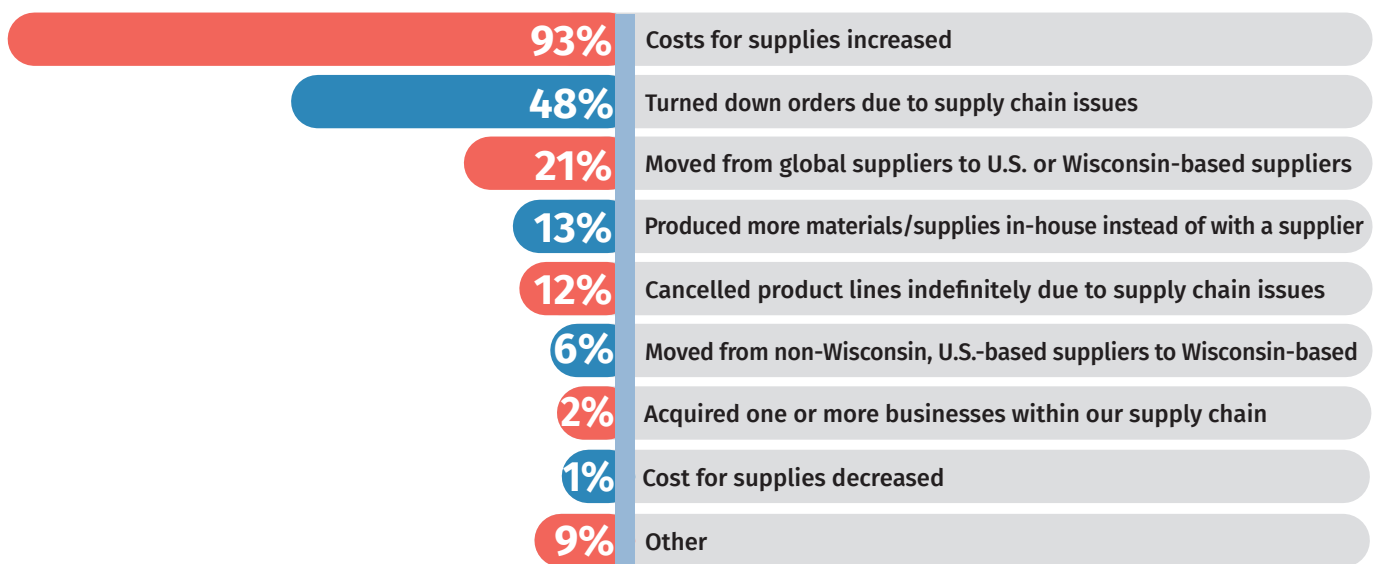
# WISCONSIN

## EMPLOYER SURVEY

WINTER 2022

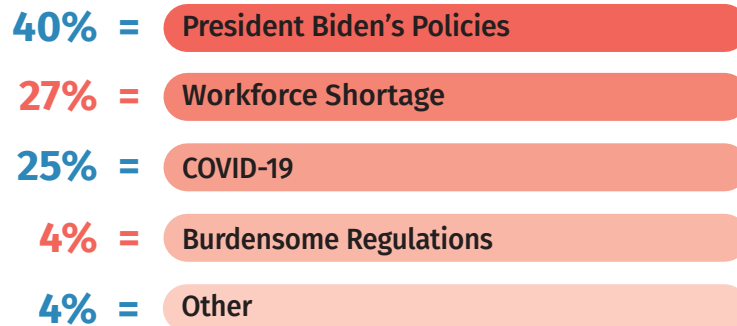
What **changes** have happened to  
your **supply chain** in the last year?

### Changes in Your Supply Chain?



What do you most **blame** for the country's  
**supply chain challenges?**

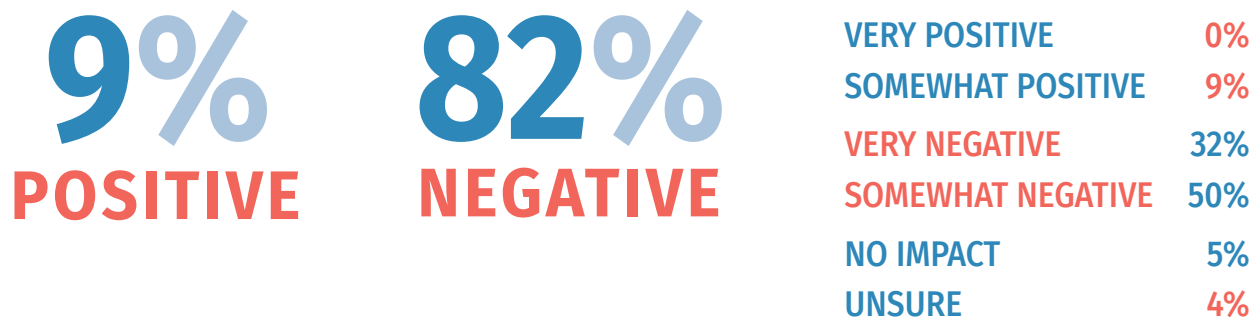
— Blame for Supply Chain Challenges? —



# WISCONSIN EMPLOYER SURVEY

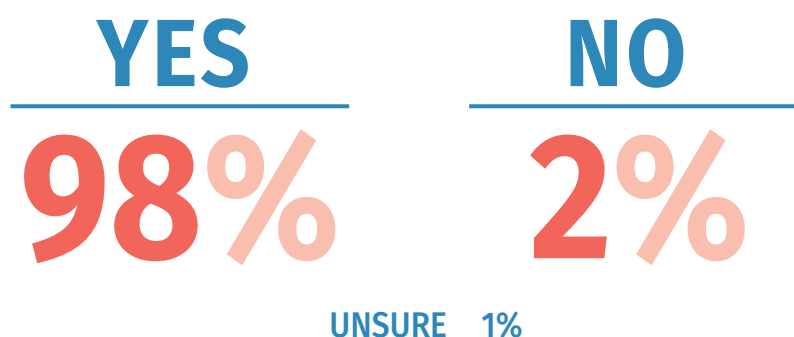
WINTER 2022

What has been the **impact** of **inflation** on your company?




---

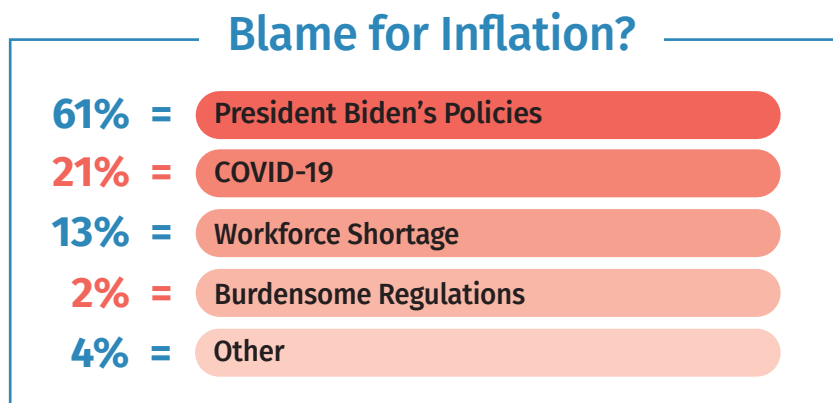
Has inflation **increased your costs** to do business?



## If so, how much have your **costs increased**?



## What do you most **blame** for inflation?



WINTER 2022

# **WISCONSIN**

## **EMPLOYER SURVEY**

---

### **SUPPLY CHAIN & INFLATION**