

DECEMBER 2019

# U.S. Physician Employment Report 2019

**Workforce Trends  
by Metro Area  
and Medical Specialty**



Our data shows that the demand for physicians has been increasing year-over-year for the past three years; which is good news for physicians working today, but also represents a concern as patient demand increases and physician shortages worsen. The physician shortage is predicted to reach over 120,000 by 2032 according to the Association of American Medical Colleges.

## INTRODUCTION

The U.S. economy continued its growth streak in 2019, with GDP on the rise in the third quarter<sup>1</sup> and unemployment across the country on a downward trajectory. Job opportunities in the healthcare sector have also increased, with more than 402,000 industry jobs being added over the last 12 months.<sup>2</sup>

Not surprisingly, the market for physicians also grew in 2019. When looking across the top 10 metropolitan areas for physician employment in the U.S., we observed a 5 percent uptick in demand. This represents a slight deceleration from last year's report, where we saw a 7 percent uptick, but is more in line with the historical rates of growth in the job market.

Our data shows that the demand for physicians has been increasing year-over-year for the past three years; which is good news for physicians working today, but also represents a concern as patient demand increases and physician shortages worsen. The physician shortage is predicted to reach over 120,000 by 2032 according to the Association of American Medical Colleges.

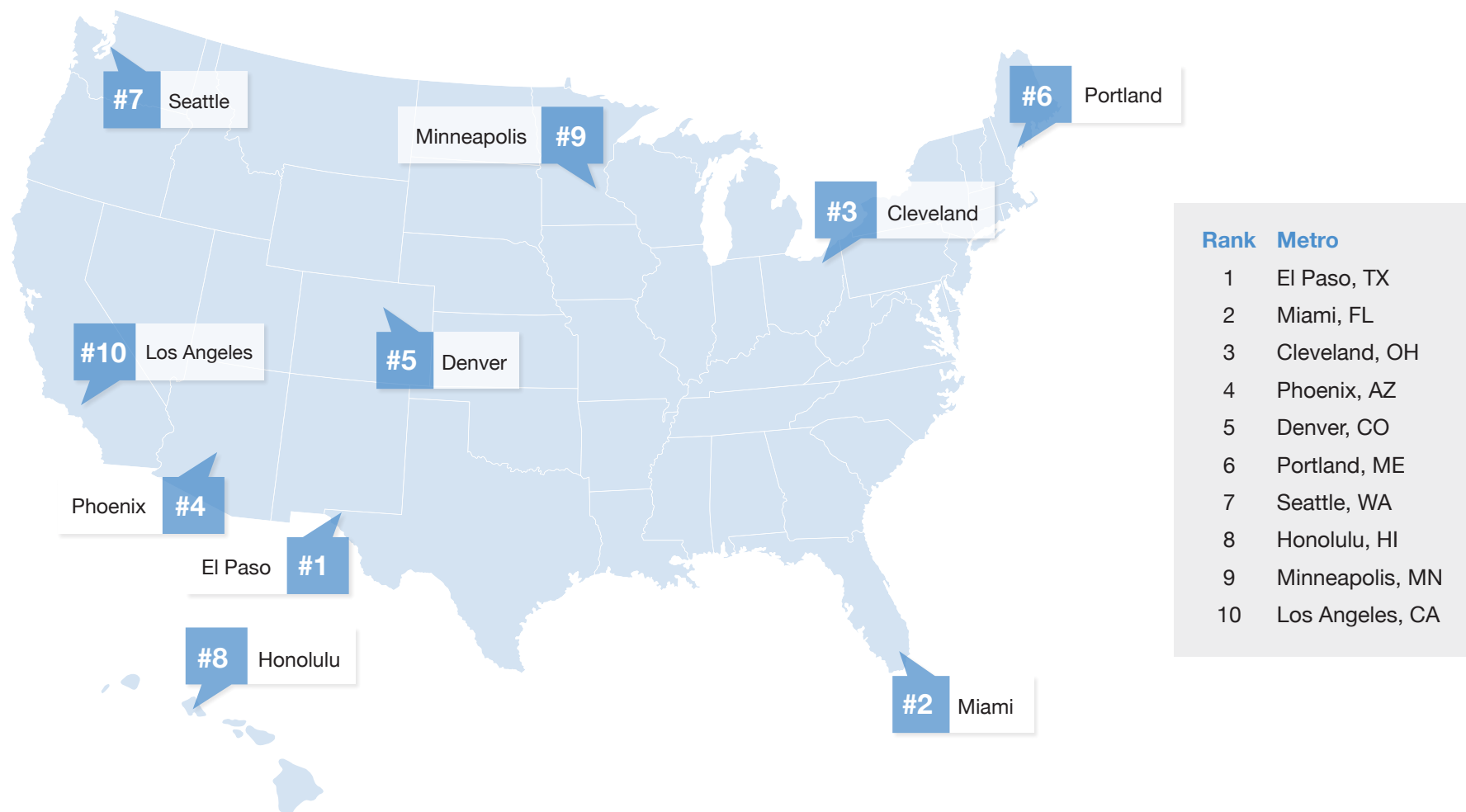
This year, in addition to traditional job market growth, telemedicine continued to be one of the fastest-growing sectors of the market. In just three years (2015–2018), the number of physicians who have self-reported telemedicine as a skill has doubled, increasing 20 percent per year.<sup>3</sup>

Our report also examined how the demand for doctors breaks out both geographically and across specialties. Data examined was drawn from Doximity's unique database of clinical job postings and network-wide compensation survey.



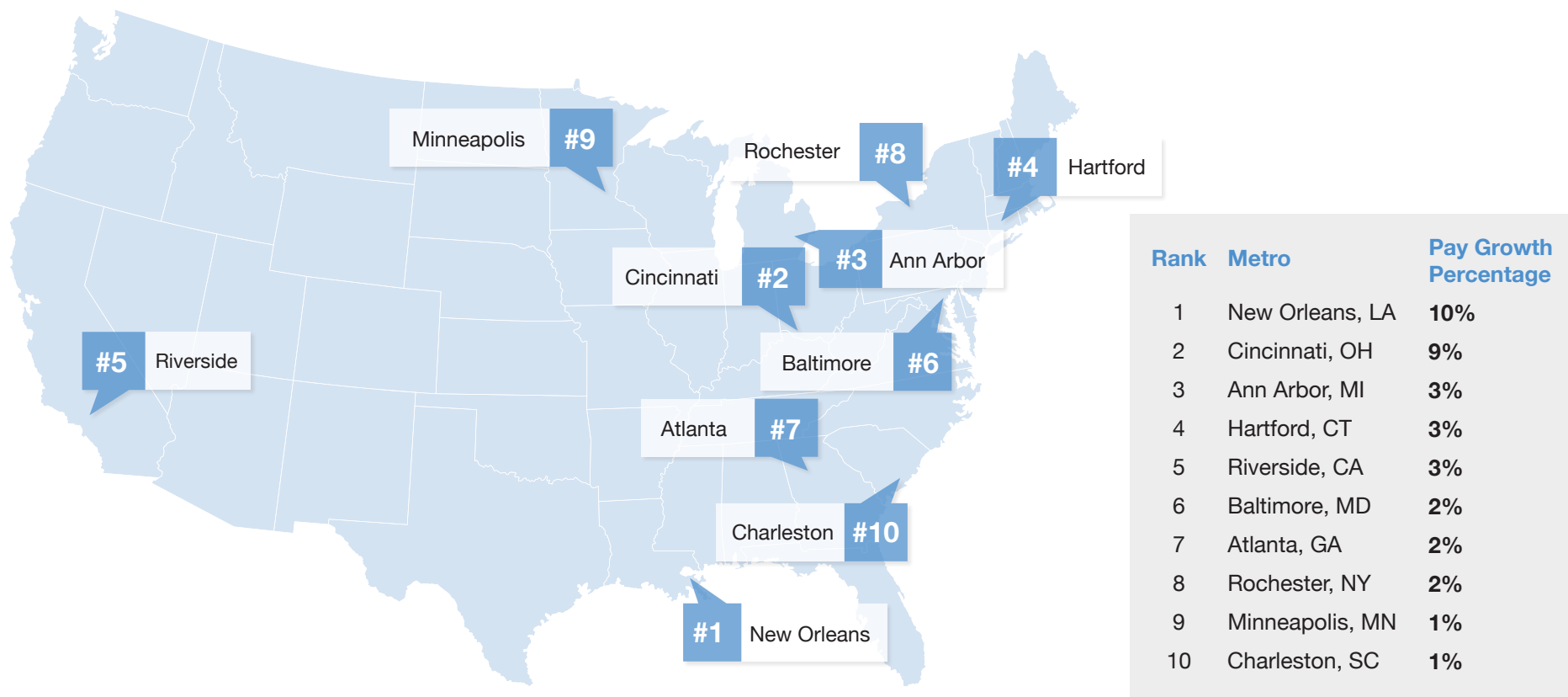
## METROS WITH THE HIGHEST DEMAND FOR PHYSICIANS

We evaluated how many open physician positions were advertised on the Doximity network in major U.S. metropolitan areas in 2019. Nationally, physician jobs grew by 5 percent. Demand for physicians varies widely across different local markets.



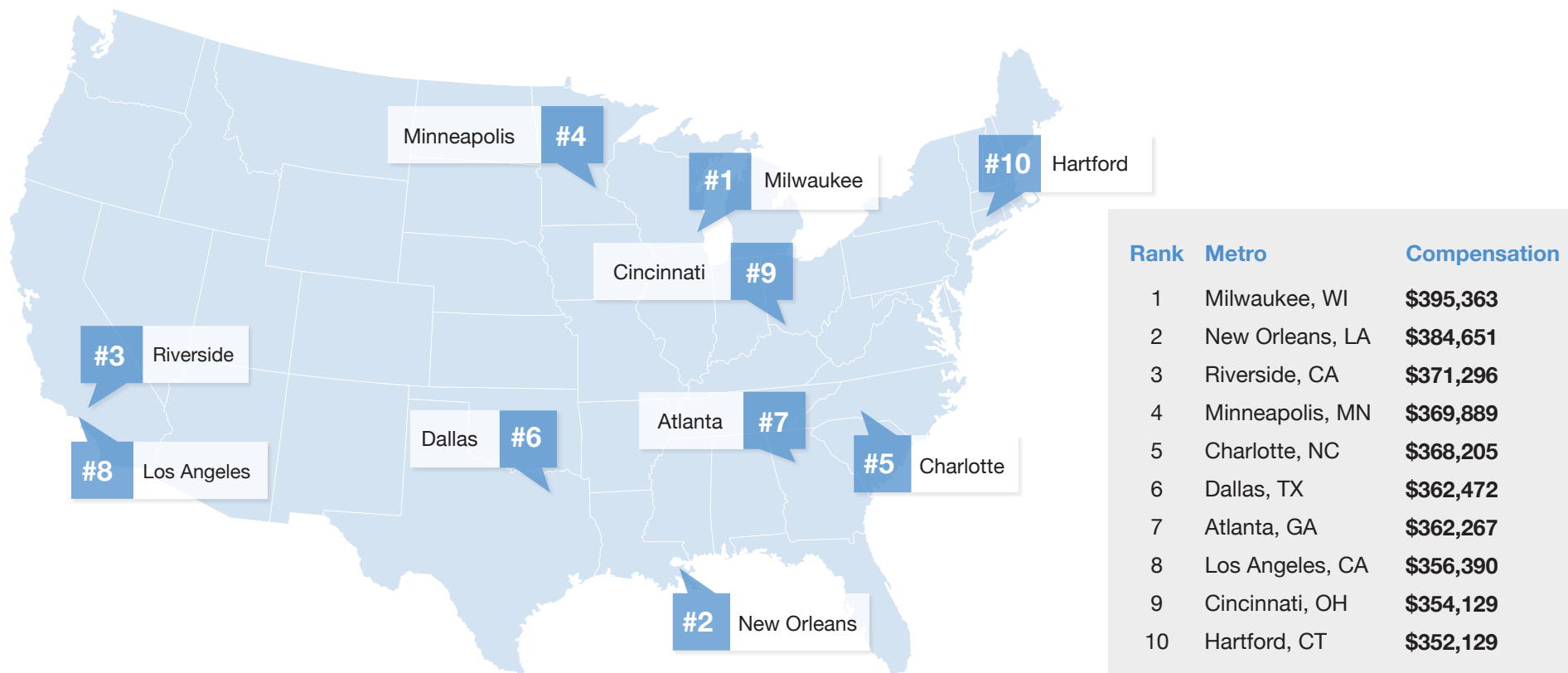
## METROS WITH LARGEST COMPENSATION GROWTH

When comparing compensation growth by region, the study found variations in pay across MSAs.



## REGIONAL COMPENSATION RANKING

The study also ranked the metros where physicians were paid the most. Milwaukee, New Orleans, and Riverside topped the list.



## SPECIALTIES IN DEMAND

Our study also ranked the demand for top 10 most common medical specialties and subspecialties across the nation. Geriatrics and family medicine specialists are most in demand, followed by allergy/immunology and emergency medicine physicians.

Rank	Specialty
1	Family Medicine
2	Internal Medicine
3	Emergency Medicine
4	Psychiatry
5	Obstetrics & Gynecology
6	Neurology
7	Radiology
8	Anesthesiology
9	Pediatrics
10	Cardiology

## TELEMEDICINE SPECIALTIES IN DEMAND

In reviewing the demand for specialties in the telemedicine job market, internal medicine rose to the top of the list, followed by psychiatry and radiology

Rank	Specialty
1	Internal Medicine
2	Psychiatry
3	Radiology
4	Family Medicine
5	Pediatrics
6	Emergency Medicine
7	Neurology
8	Cardiology
9	Obstetrics & Gynecology
10	Dermatology



## HIGHEST PAID SPECIALTIES

When examining compensation broken down by specialty, we found neurosurgeons, thoracic surgeons, and orthopedic surgeons to be at the top of the income scale.

Specialty	Compensation
Neurosurgery	\$616,823
Thoracic Surgery	\$584,287
Orthopedic Surgery	\$526,385
Radiation Oncology	\$486,089
Vascular Surgery	\$484,740
Dermatology	\$455,255
Cardiology	\$453,515
Plastic Surgery	\$433,060
Gastroenterology	\$431,767
Radiology	\$428,572

## COMPENSATION GROWTH BY SPECIALTY

When looking at the growth in compensation for specialists, the study found that pediatrics experienced the highest pay increase in 2019.

Rank	Specialty	Pay Growth Percentage
1	Pediatrics	9%
2	Preventive Medicine	8%
3	Pediatric Hematology & Oncology	7%
4	Pediatric Cardiology	7%
5	Geriatrics	6%
6	Neurology	6%
7	General Surgery	6%
8	Pediatric Gastroenterology	5%
9	Dermatology	5%
10	Psychiatry	5%



## CONCLUSION

As the future of the Affordable Care Act remains uncertain, one thing is clear – there are more Americans with health insurance today than ever before. This expanding access to care is contributing to consistent growth in demand for physicians across the country. So, while we see shifts and regional differences, the overarching growth trend is up.

Patients in rural areas, which tend to be the regions where doctors are in highest demand, are already starting to experience challenges in accessing different high-demand specialties.

Policy makers should consider these existing trends when contemplating policy proposals that could strain the supply side of the market even further. Any additional expansion of access to care needs to be married to policies that would address the current physician shortage, as well as account for the future growth in patient demand.



## METHODOLOGY

This study is based on approximately 27,000 physician jobs posted on Doximity in 2018 and 2019. This report analyzed data on the top 50 metropolitan statistical areas and the top 10 medical specialties based on the number of job postings on the Doximity network in 2019. Compensation growth was drawn from Doximity's self-reported compensation surveys of approximately 70,000 fulltime, licensed U.S. physicians and 7,500 nurses who practice at least 40 hours per week between 2018 and 2019.

## REFERENCES

1. The U.S. Bureau of Economic Analysis, Gross Domestic Product, Third Quarter 2019 (Advance Estimate). Suitland, MD: October 30, 2019. <https://www.bea.gov/news/2019/gross-domestic-product-3rd-quarter-2019-advance-estimate>
2. Bureau of Labor Statistics, U.S. Department of Labor, The Employment Situation – October 2019. Baltimore: 2017. <https://www.bls.gov/news.release/pdf/empst.pdf>
3. 2019 Telemedicine and Locum Tenens Opportunities Study. Doximity. July 2019. <https://s3.amazonaws.com/s3.doximity.com/press/2019TelemedicineAndLocumTenensOpportunitiesStudy.pdf>



Founded in 2011, Doximity connects physicians and advanced practice clinicians to make them more successful and productive. Doximity is the largest professional medical network, with over 70 percent of all U.S. physicians as members, enabling collaboration across specialties and every major medical center. Doximity is based in San Francisco, California.

**[doximity.com](https://doximity.com)**

